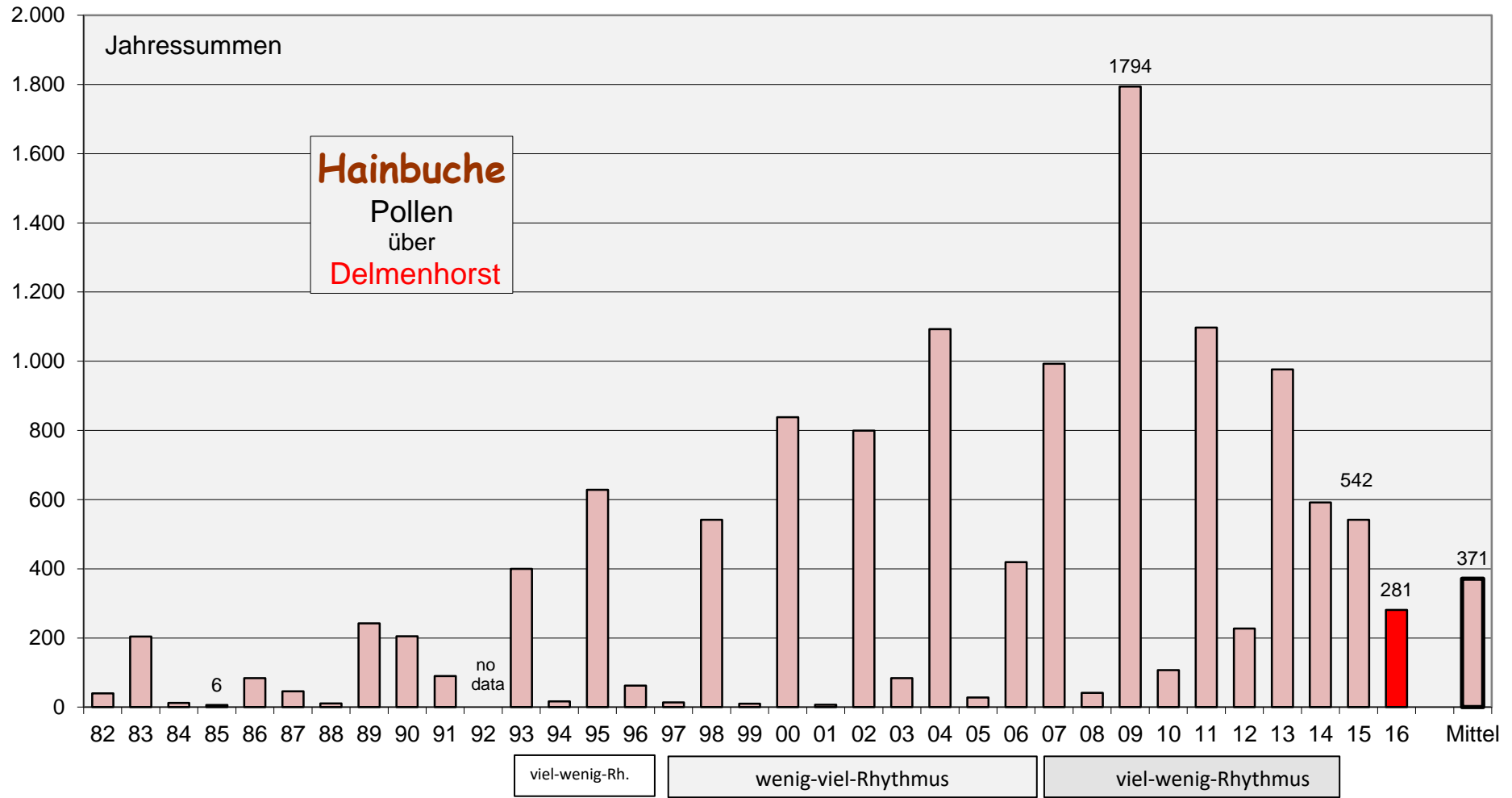
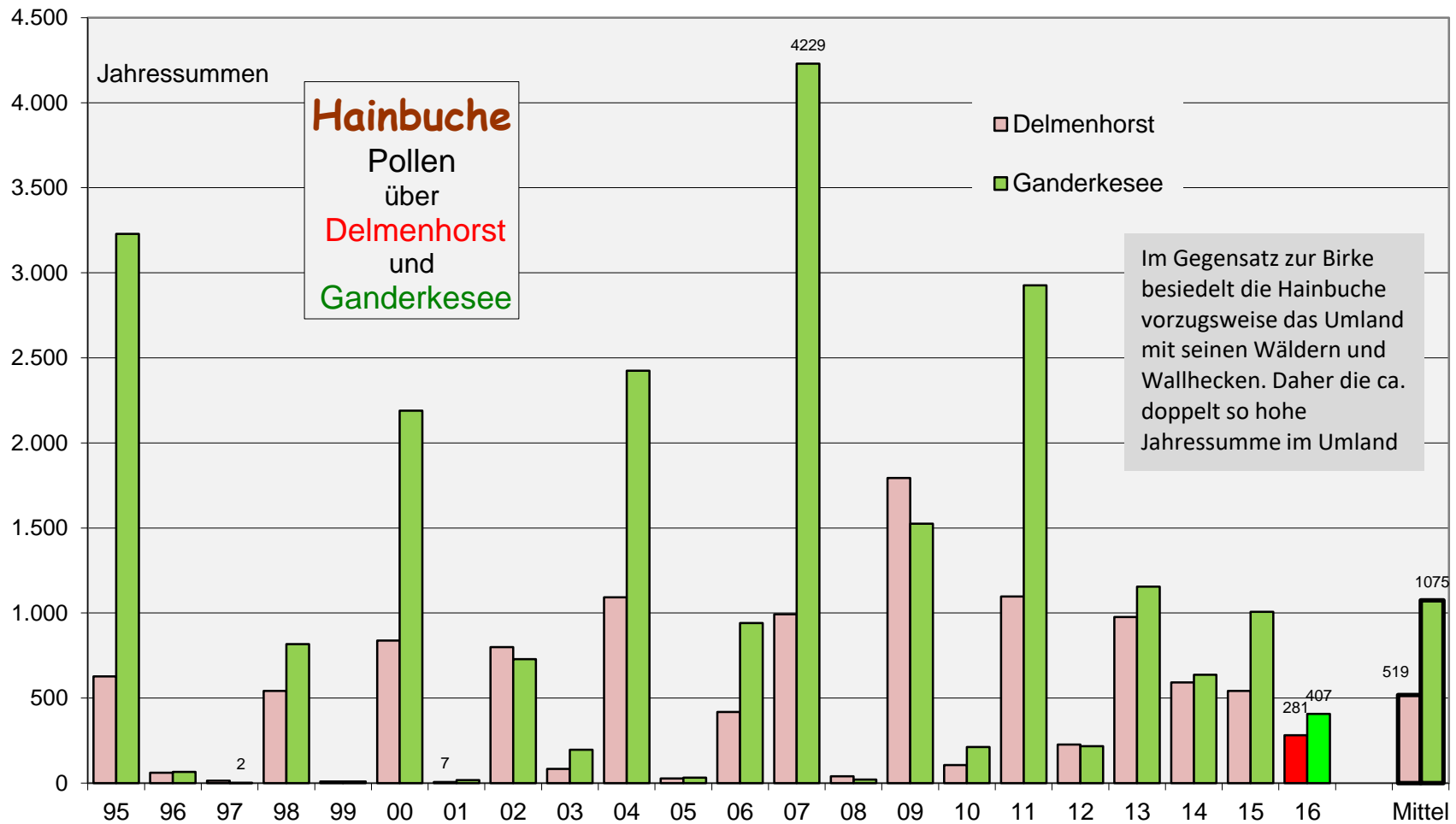
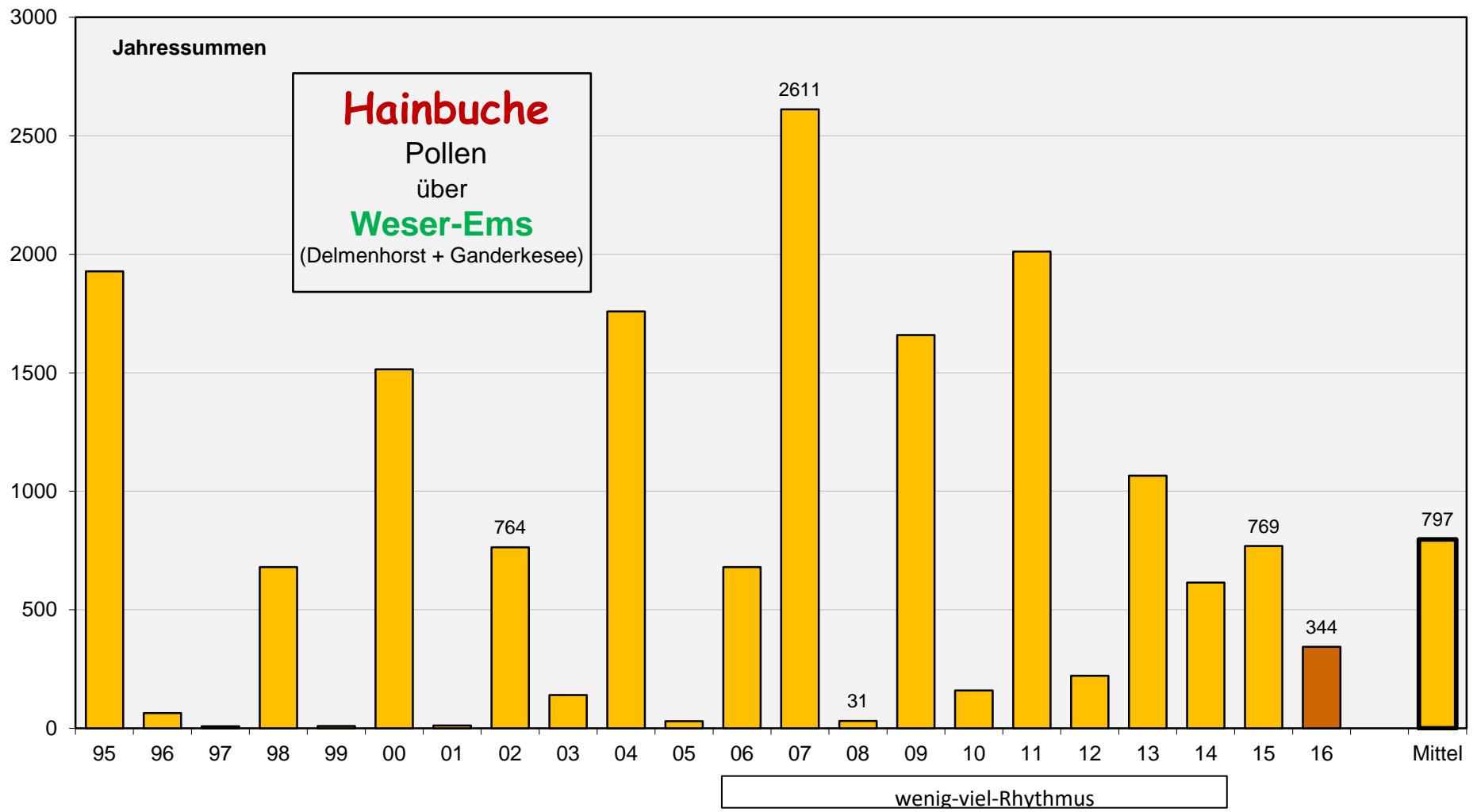


viel-wenig-Rh.








# Hainbuche Jahressummen


Jahr 19.. Jahr 20...	Delmenhorst	Westerloge		Del + WI		
		in% vom Mittel		in% vom Mittel	Mittel	in% vom Mittel
81						
82	40	11%				
83	204	55%				
84	12	3%				
85	6	2%				
86	84	23%				
87	46	12%				
88	11	3%				
89	242	65%				
90	205	55%				
91	90	24%				
92						
93	400	108%				
94	17	5%	10		14	2%
95	628	169%	3229		1929	253%
96	62	17%	66	6%	64	8%
97	14	4%	2	0%	8	1%
98	542	146%	818	80%	680	89%
99	10	3%	9	1%	10	1%
00	838	226%	2190	213%	1514	199%
01	7	2%	17	2%	12	2%
02	799	215%	729	71%	764	100%
03	84	23%	196	19%	140	18%
04	1093	294%	2424	236%	1759	231%
05	28	8%	32	3%	30	4%
06	419	113%	941	92%	680	89%
07	993	268%	4229	412%	2611	343%
08	41	11%	21	2%	31	4%
09	1794	483%	1525	149%	1660	218%
10	107	29%	212	21%	160	21%
11	1097	296%	2926	285%	2012	264%
12	227	61%	217	21%	222	29%
13	976	263%	1155	112%	1066	140%
14	592	159%	637	62%	615	81%
15	542		1007		769	
16	281		407		344	
17						
18						
19						
20						
Mittel						
94-Vorj.	496		1027		761	
82-Vorj.	371		1027		761	
95-Vorj.	519		1075		797	

**Vechta**

**Lemwerder**



417



3141